



*Art workshop for Northland Kindergartens
Lisa Terreni
2022*




*Te toi whakairo, ka ihiihi, ka wehiwehi, ka
aweawe te ao katoa*


*Artistic excellence makes the world sit up in
wonder*

Hands-on art learning experiences for kaiako

- To enrich and nourish your own arts practice (and your souls)*
- Drawing exercise - Taking a Line for a Walk*
- Collaborative drawing exercises*
- Observational drawings of natural materials and work informed by siapo designs*



I Am
an Artist



by Pat Lowery Collins
illustrated by
Robin Brickman

THE MILLBROOK PRESS
BROOKFIELD, CONNECTICUT

: VISUAL ART :

Discipline Specific Knowledge

MEDIA / MATERIALS

pencils, pastels, crayons
charcoal, felts, graphite,
ink, dye, paint, glue,
paper, card, clay, fabric,
found materials...

TOOLS

brushes sponges
quills scrapers
scissors knives...

PROCESSES / PROCEDURES

specific artmaking
methods. e.g.
• card block prints
• painting with acrylics
• clay sculpture...

ELEMENTS

- point
- line
- tone
- texture
- colour
- shape
- space
- mass

PATTERN

A decorative design made
by repeating / organising
a sequence of elements.

PRINCIPLES

- contrast
- harmony
- balance
- rhythm
- tension


TECHNIQUES

methods or ways
of using tools or materials
to achieve a specific
effect...

DEVICES

[visual tricks]
• outline
• layering, masking
• dominant colour
• framing...

Taking a Line for a Walk.




Bauhaus artist Paul Klee considered a line to be one of the key elements of art and architecture. He famously described a line drawing as "a dot that went for a walk."

Intentional teaching:

*For you to develop a group work using the concept of **Taking a Line for a Walk**.*


- *Exploring the elements of line and their variety*
- *Exploring charcoal.*







*Collaborative art making by de-privatising practices
for enriching your own creativity...
but that might work in your teaching.*

- *Making collaborative monsters*
- *Postcard art*



Observational drawings are a form of documentation and clearly show children's thinking and understanding. They are often the beginning of children developing working theories about the world around them.



Intentional teaching:

For you to do an observational drawing in charcoal of one of the objects you brought today.



- *Exploring the elements of line and texture*
- *Exploring charcoal.*



Dividing
your object
into
quadrants
may
help...

Look at
where the
areas of
light and
shadow fall
on the
object ...

Think
about
textures ...



Siapo (Tapa) patterns



Siapo, also known as tapa, is one of the oldest Samoan cultural art forms. For centuries Siapo has been passed from generation to generation. Even so, it has fast become a nearly extinct art form. Siapo is not only a decorative art, it is a symbol of Samoan and other Pacific Island cultures.

There are certain designs drawn from nature that are often used with Siapo - shells, flowers, leaves (such as the materials you have collected), as well as birds, sea creatures, and animals.



Intentional teaching

- *For you to play with ideas (reflection, rotation, repetition) and pastels*
- *For you to develop a **collaborative** Siapo-inspired work using your observational drawings of natural materials*
- *For you to gain a deeper understanding of: the application of the elements of line, texture and colour in a Siapo design*

